

regionten

innovative services for mental health, developmental
disabilities and substance use disorders

a better life, a better community

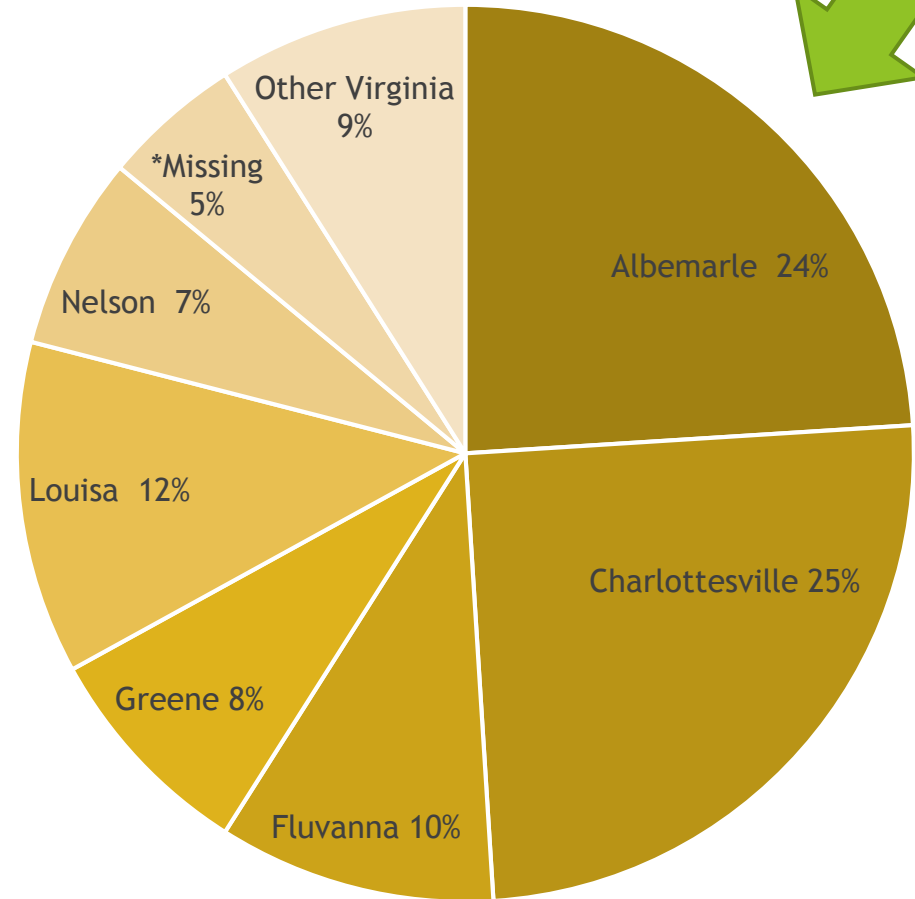


ALBEMARLE COUNTY SERVICES

Region Ten Community Services Board

Region Ten Consumers Served in Fiscal Year 2016: Breakout by Locality

2443 Albemarle County residents were served by Region Ten in Fiscal Year 2016.

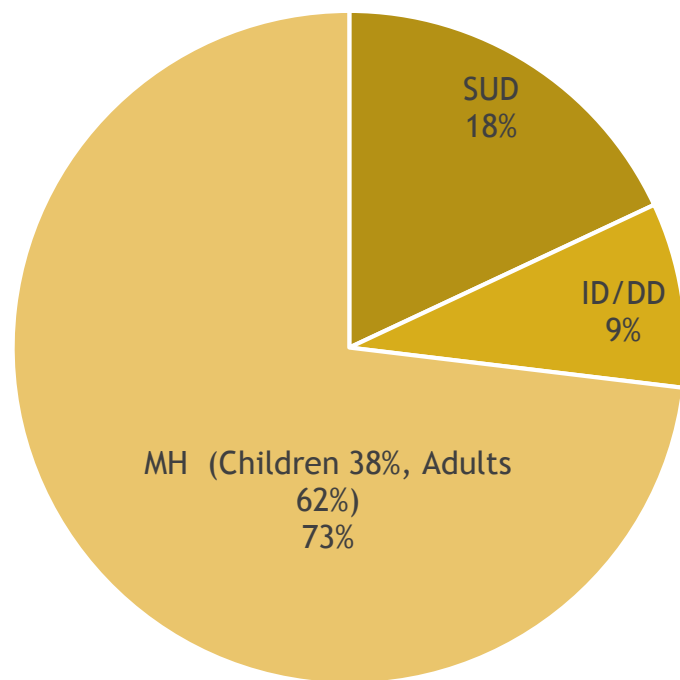


* Missing data is primarily made up of emergency contacts/phone contacts and other brief interactions where the full data set is not collected.

Albemarle County Treatment Needs

Breakdown by Disability:

- 18 % with SUD
- 9% with ID/DD
- 73% with MH



Adult's Top Three Axis 1 Diagnoses:

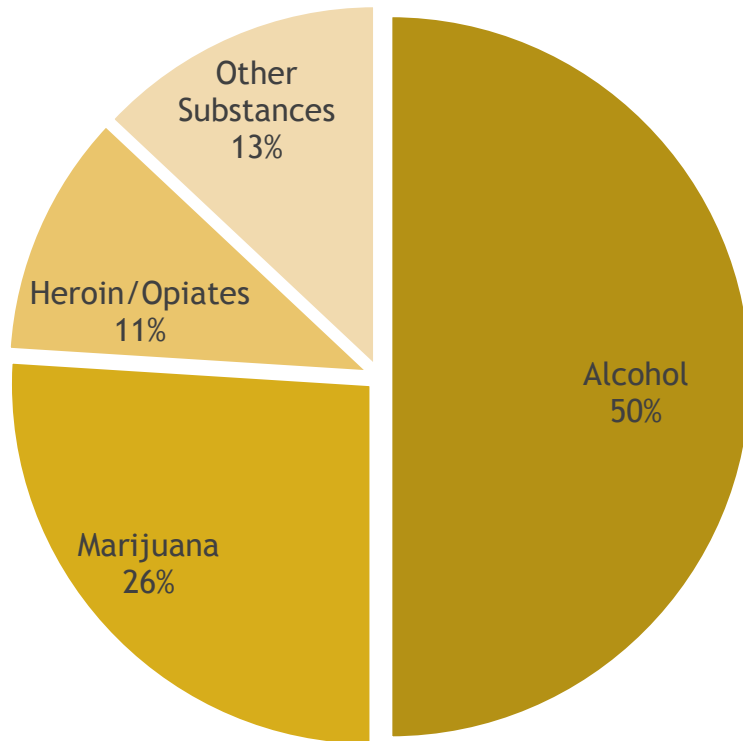
- Depressive Disorders
- Bipolar Disorders
- Trauma/Stress Related Disorder

Children's Top Three Axis 1 Diagnoses:

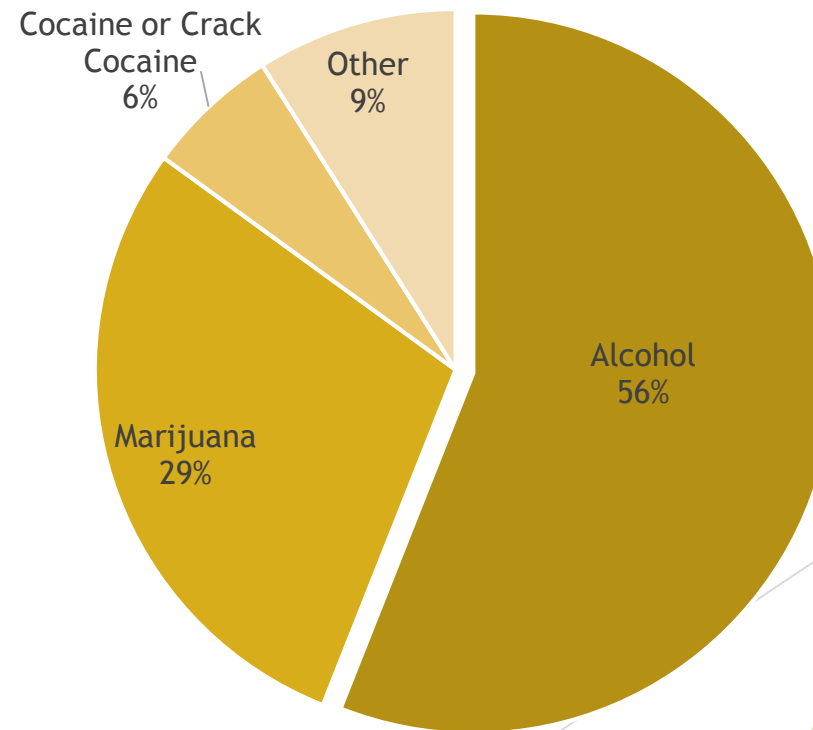
- Attention Deficit Hyperactivity Disorders
- Depressive Disorders
- Trauma/Stress related Disorders

Primary Substances of Use for Albemarle County Children and Adults

Adults

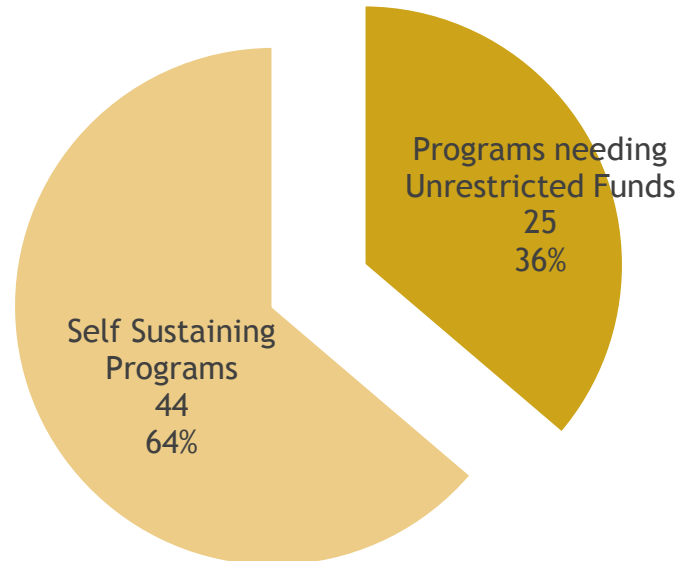


Children



Ongoing Needs

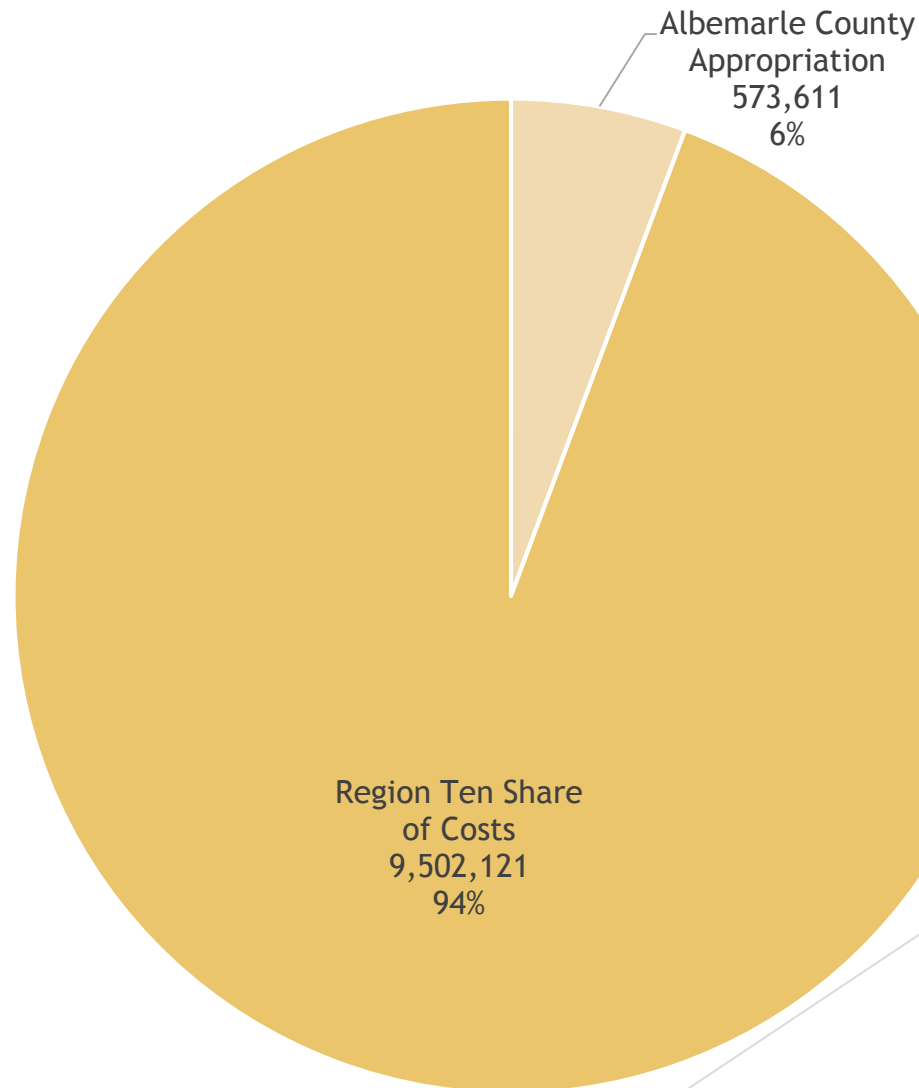
- ▶ Case Management continues to have a growing list of demands imposed by regulatory requirements
- ▶ Medical Services (Psychiatry): This service continues to operate at a deficit of \$836,453 annually. This represents an increased deficit of \$200,314 from FY 15.
- ▶ Emergency Services: This service operates at an annual deficit of \$1,023,937. This represents an increased deficit of \$273,859 from FY 15.
- ▶ 25 out of 69 programs operated by Region Ten require additional support from unrestricted funds.



Albemarle County Return on Investment

- ▶ 2443 Albemarle County residents were served at a total annual cost of \$9,502,121.
- ▶ The FY 2017 Albemarle County appropriation is \$573,611.

This is an Excellent Return on your Investment!



Region Ten's Albemarle County consumers experienced the following in FY 16:

- ▶ Increase in individuals served: 7 percent
- ▶ Increase in individuals utilizing Mental Health Services: 5 percent
- ▶ Increase in individuals utilizing Intellectual and Developmental Disability services: 3 percent
- ▶ Increase in individuals utilizing Substance Use Disorder services: 26 percent

Questions?

Region Ten Community Services Board gratefully acknowledges the support of Albemarle County in the provision of mental health, intellectual and developmental disability, and substance use disorder services to our community.