



CHARLOTTESVILLE ALBEMARLE SPCA  
CITY/COUNTY REPORT



# NEED ADDRESSED

The Charlottesville-Albemarle SPCA (CASPCA) is a proud provider of pound services to the City of Charlottesville and Albemarle County. Our contract with our local governing bodies fulfills the Virginia State Code 3.2-6546 that requires each county/city to maintain a public animal shelter or contract with a private shelter to offer those services.

Per our contract, the CASPCA provides impoundment and care for all companion animals delivered to our facility either by Animal Control Officers or City/County residents.

The CASPCA provides every animal entering our facility with:

- Health screening and basic veterinary care
- Rabies and distemper vaccinations
- Treatment for fleas and worms
- Spay/Neuter and microchipping services prior to adoption

In addition, the CASPCA provides:

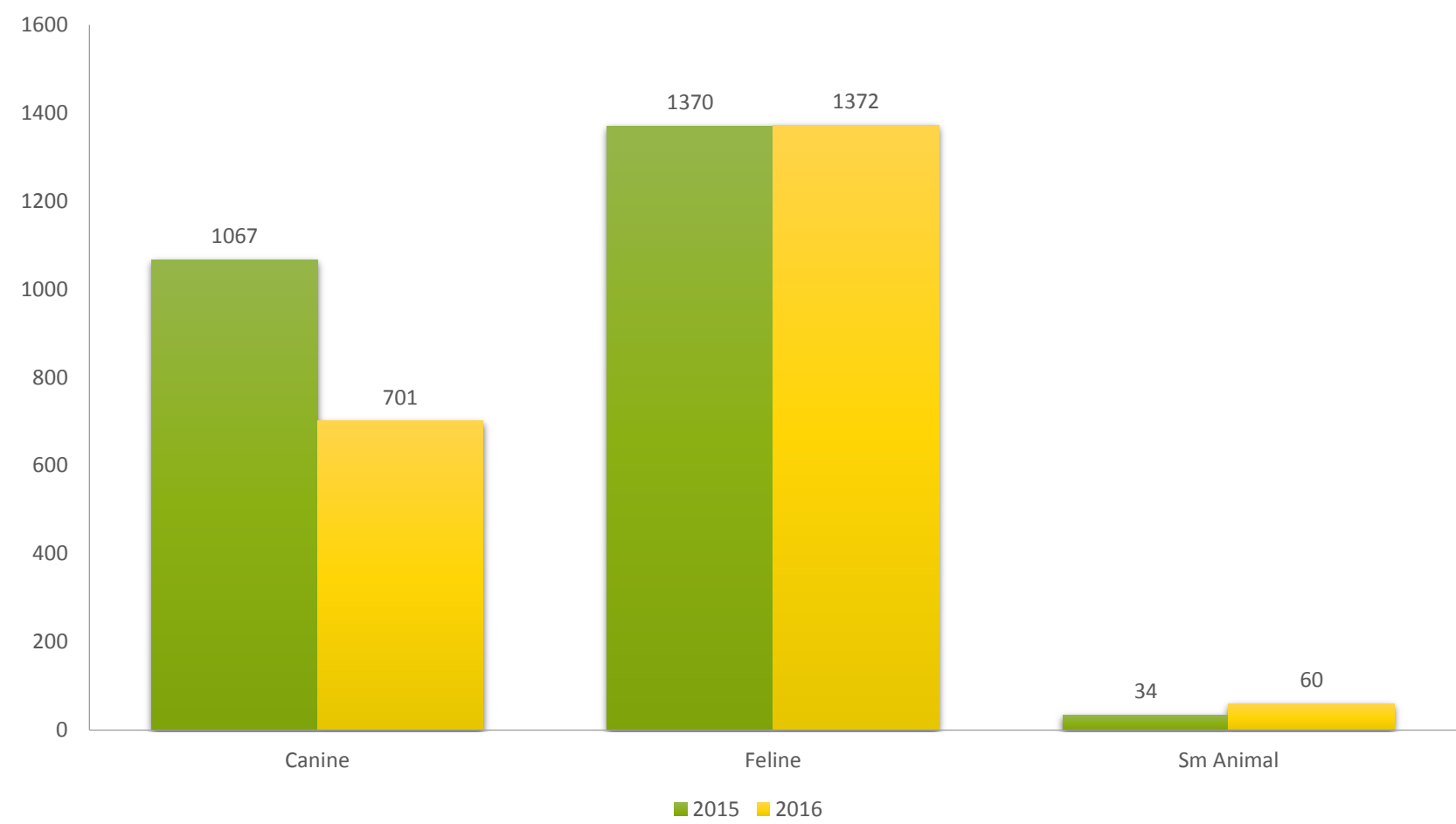
- Housing for companion animals under bite quarantine
- Housing for companion animals as directed by the courts
- Veterinary services used by Animal Control to aid in preparation of evidence for court cases
- Transportation of small animal wildlife to the Wildlife Center of Virginia
- Licenses for sale on behalf of the City and County
- Lost and found services
- No and low cost spay/neuter and other veterinary care services to community residents based on need

---

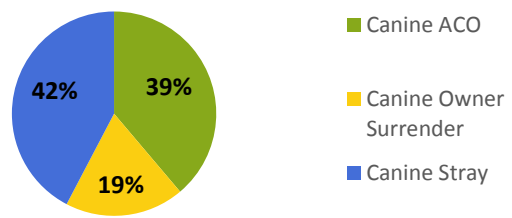
***Average Length of Stay:*** Animals brought to the shelter without identification are held for six days, 11 days with identification. After this period, strays become the property of the City/County. Currently, City/County animals become the property of the SPCA after the hold. Animals are kept until they are adopted or transferred out or are euthanized due to medical reasons or aggression. Court holds are generally 1-3 months, although some rare cases have been ongoing for 1+ years.

# ALBEMARLE POUND SERVICES 2015/2016

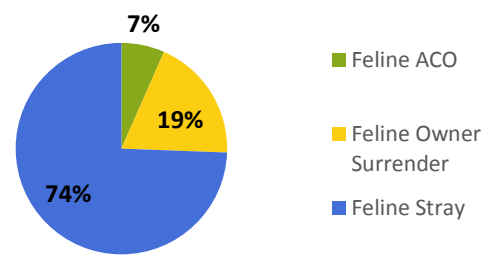
**Albemarle County Intake from Animal Control and Citizens**



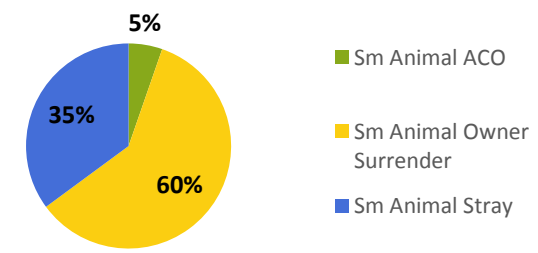
**Canine Intake by Source**



**Feline Intake by Source**

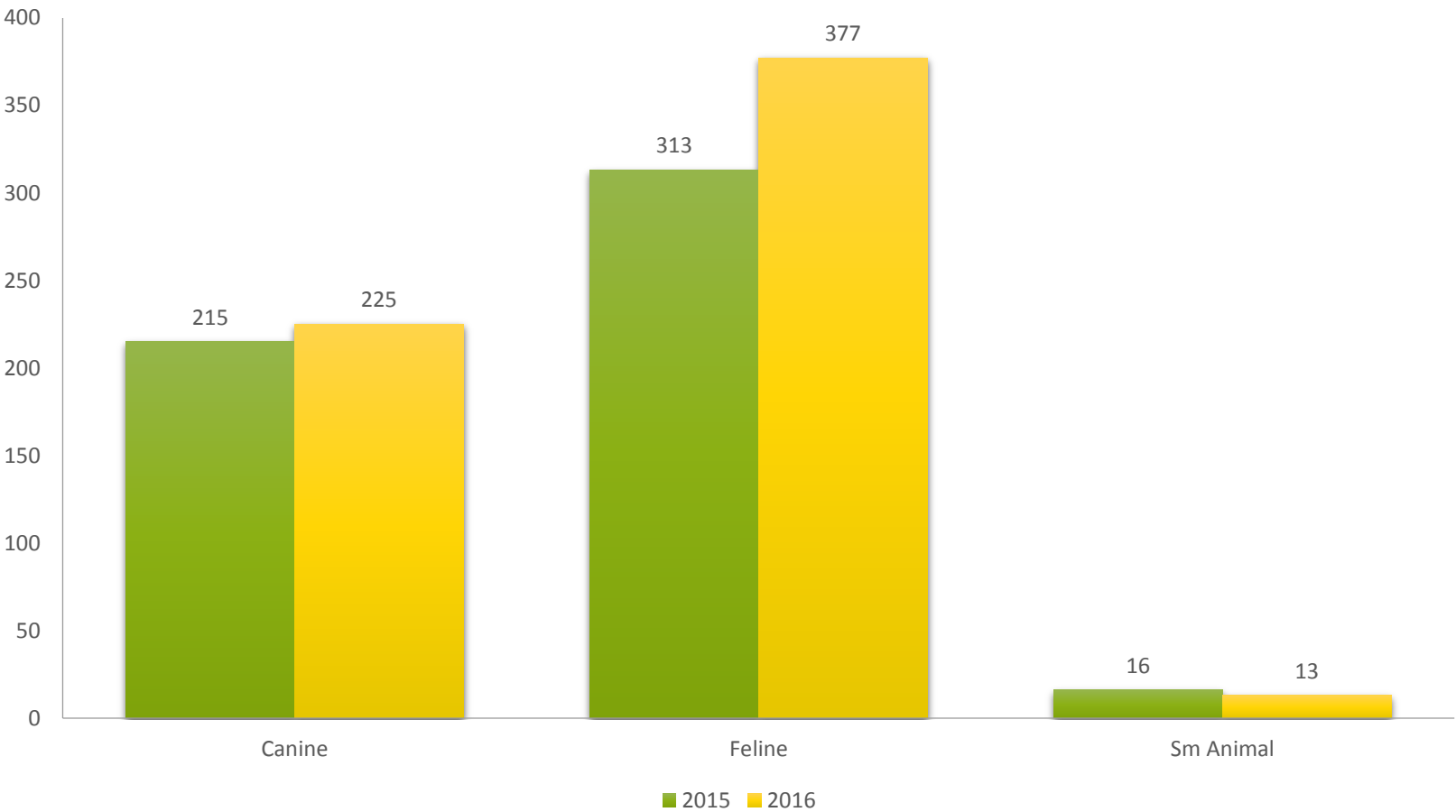


**Sm Animal Intake by Source**

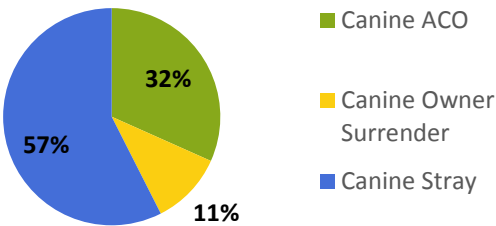


# CITY POUND SERVICES 2015/2016

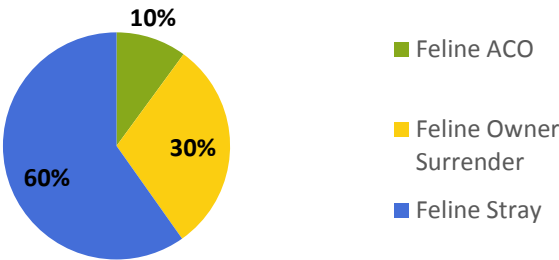
City of Charlottesville Intake from Animal Control and Citizens



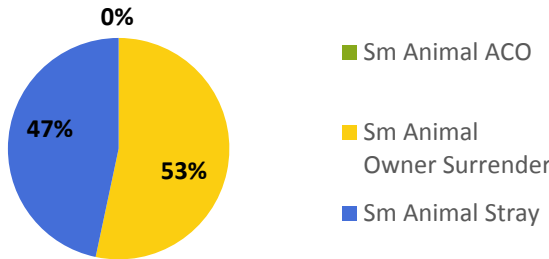
Canine Intake by Source



Feline Intake by Source



Sm Animal Intake by Source



# 2015 STATISTICS

## *Live Release Rate - 95%*

### *Incoming Animals - 3385*

- **13.9% were brought in by City and County Animal Control agencies**
- 23.2% were owner surrendered by City and County residents
- 1.5% were animals born in the shelter from animals originating from the City and County
- 54.3% were strays from the City and County brought in by residents

### *Outgoing Animals - 3298*

- 75.9% were adopted
- 4.7% were euthanized due to aggression or medical issues
- 16.4% were returned to their owners
- 1.3 % were transferred out to rescue groups or other animal shelters
- 1.6% were unassisted deaths
- 0.1% escaped from the shelter or foster care

### *Spay/Neuter Surgeries - 4913*

- 36.5% were shelter pets
- 30.9% were performed for City and County residents
- 32.6% were performed for residents living outside of our service area

- **541 Lost pets were reunited with their owners**
- **204 Pet Therapy visits were made**
- **767 Volunteers gave 32,000+ hours of service**

### *Microchipped Animals*

3053

### *Lifesaving Surgical Procedures*

511

### *Meals Served to Companion Animals via Pet Pantry*

153,667



# 2016 STATISTICS

## *Live Release Rate - 94%*

### *Incoming Animals - 2959*

- **15.8% were brought in by City and County Animal Control agencies**
- 22.3% were owner surrendered by City and County residents
- 2.2% were animals born in the shelter from animals originating from the City and County
- 57.3% were strays from the City and County brought in by residents

### *Outgoing Animals - 3283*

- 73.8% were adopted
- 5.3% were euthanized due to aggression or medical issues
- 16.3% were returned to their owners
- 2.1% were transferred out to rescue groups or other animal shelters
- 2.4% were unassisted deaths
- 0.1% escaped/lost in care

### *Spay/Neuter Surgeries - 4597*

- 37.2% were shelter pets
- 22.7% were performed for City and County residents
- 40.1% were performed for residents living outside of our service area

- **447 volunteers gave over 21,000 hours of service**
- **540 lost pets were reunited with their owners**
- **310 pet therapy visits were logged**



### *Microchipped Animals*

2799

### *Lifesaving Surgical Procedures*

115

### *Meals Served to Felines and Canines via our Pet Pantry Program*

218,126

## Budget

<b>Funding Uses/Expenses</b>	<b>Prior Year FY15/16</b>	<b>Current Year FY16/17</b>	<b>Projected Amount FY17-18</b>
Personnel (Salary/Fringe)	\$ 1,891,233.77	\$ 2,096,308.00	\$ 2,206,769.00
Occupancy			
Development/Fundraising	\$ 470,612.71	\$ 439,121.00	\$ 444,200.00
Other Operational Expenses	\$ 944,927.95	\$ 913,409.00	\$ 898,419.00
Other			
<b>Total</b>	<b>\$ 3,306,774.43</b>	<b>\$ 3,448,838.00</b>	<b>\$ 3,549,388.00</b>

<b>Revenues</b>	<b>Prior Year FY15/16</b>	<b>Current Year FY16/17</b>	<b>Requested/Projected FY17/18</b>
Albemarle County	\$ 553,406.50	\$ 559,867.00	\$ 591,936.80
City of Charlottesville	\$ 238,093.00	\$ 241,063.00	\$ 260,943.20
Other Local Governments			
United Way- Thomas Jefferson Area			
Albemarle County- other			
City of Charlottesville-other			
State of Virginia, including grants			
Federal Funding, including grants			
Other Grants	\$ 61,750.00	\$ 198,000.00	\$ 55,000.00
Fee for Service	\$ 487,830.15	\$ 528,000.00	\$ 597,452.00
Fundraising/Gifts and Bequests	\$ 3,014,061.47	\$ 1,025,000.00	\$ 1,468,108.31
Investment Income	\$ 90,922.40	\$ 130,000.00	\$ 80,000.00
Miscellaneous Income	\$ 515,036.47	\$ 575,000.00	\$ 496,947.69
<b>Total</b>	<b>\$ 4,961,099.99</b>	<b>\$ 3,256,930.00</b>	<b>\$ 3,550,388.00</b>

